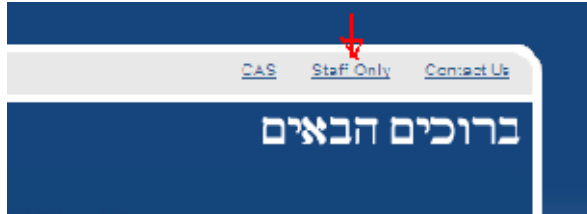
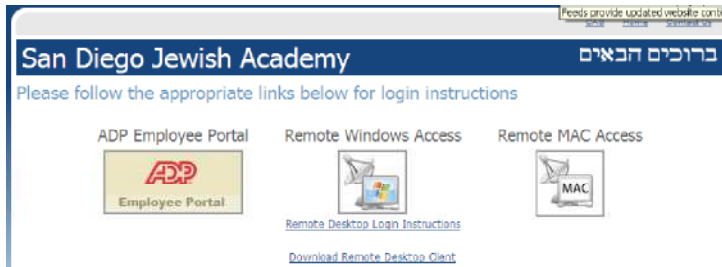


Login From home

1. On your home computer open internet explorer.
2. Type in the address bar: www.sdja.com
3. Click on : Staff Only”



- 4.
5. Click on the icon that represent your home computer (Windows)



- 6.
7. Login screen will come up for you: Username: **sdja\you network username** Password: your network password



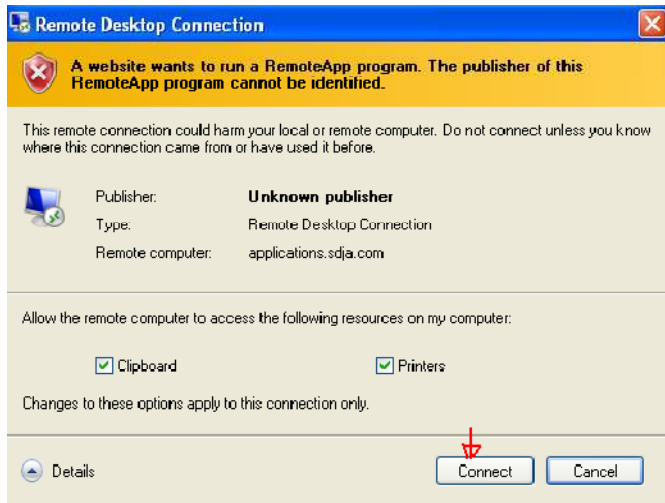
- 8.
9. In the “Connect to” type: **applications.sdja.com**

Enter the name of the remote computer that you want to connect to, specify options, and then click Connect.

Connection options



10. Click the Connect button.
11. On the Remote Desktop connection – Click Connect again.



12. Another login screen will appear (Similar to the login at teh school): Username: **sdja\you network username**
Password: your network password
13. Once you log in the appearance will be similar to the appearance on the computer at the school.